

2023-24 NJSLA Summary Results

District: Great
Meadows

Date: October 2024

2023-24 SPRING NJSLA ENGLISH LANGUAGE ARTS

DISTRICT VS. STATE AVERAGE

GRADE (# tested)	% Not Meeting Expectations (Level 1) 2024		% Partially Meeting Expectations (Level 2) 2024		% Approaching Expectations (Level 3) 2024		% Meeting Expectations (Level 4) 2024		% Exceeding Expectations (Level 5) 2024		LEVEL 4&5 VS. STATE
	District	State	District	State	District	State	District	State	District	State	
3 (59)	10.2%	19.8%	6.8%	15.2%	27.1%	21.4%	42.4%	36.7%	13.6%	6.4%	+12.9%
4 (68)	4.4%	13.0%	11.8%	14.3%	27.9%	21.9%	47.1%	36.5%	8.8%	16.2%	+3.2%
5 (72)	2.8%	13.0%	13.9%	13.8%	16.7%	21.0%	56.9%	43.3%	9.7%	11.9%	+11.4%
6 (71)	2.8%	10.7%	11.3%	14.0%	25.4%	22.2%	46.5%	37.6%	14.1%	15.8%	+7.2%
7 (70)	12.9%	13.0%	7.1%	12.3%	25.7%	20.7%	41.4%	32.5%	12.9%	22.4%	-0.6%
8 (57)	3.5%	13.7%	17.5%	13.6%	26.3%	19.8%	36.8%	35.8%	15.8%	17.7%	-0.9%
ALL GRADES	6.0%	13.8%	11.3%	13.8%	24.7%	21.1%	45.6%	37.0%	12.3%	15.2%	+5.7%

2023-24 SPRING NJSLA MATHEMATICS

DISTRICT VS. STATE AVERAGE

GRADE (# tested)	% Not Meeting Expectations (Level 1) 2024		% Partially Meeting Expectations (Level 2) 2024		% Approaching Expectations (Level 3) 2024		% Meeting Expectations (Level 4) 2024		% Exceeding Expectations (Level 5) 2024		LEVEL 4&5 VS. STATE
	District	State	District	State	District	State	District	State	District	State	
3 (59)	5.1%	11.8%	10.2%	16.0%	25.4%	24.6%	44.1%	34.6%	15.3%	13.0%	+11.8%
4 (68)	2.9%	11.6%	8.8%	19.0%	39.7%	24.5%	44.1%	37.5%	4.4%	7.5%	+3.5%
5 (72)	8.3%	12.2%	13.9%	22.3%	29.2%	25.3%	41.7%	31.0%	6.9%	9.1%	+8.5%
6 (71)	2.8%	14.2%	14.1%	23.5%	29.6%	26.1%	46.5%	29.0%	7.0%	7.2%	+17.3%
7 (70)	4.7%	10.7%	31.4%	23.9%	27.1%	28.0%	32.9%	31.0%	2.9%	6.5%	-1.7%
8 (31)	32.3%	30.2%	22.6%	28.9%	29.0%	21.5%	16.1%	17.9%	0.0%	1.5%	-3.3%
ALG I (25)	0.0%	17.0%	0.0%	21.4%	8.0%	22.2%	80.0%	35.6%	12.0%	3.9%	+52.5%
ALL GRADES	6.8%	14.7%	15.4%	21.8%	28.8%	24.7%	42.2%	31.6%	6.8%	7.1%	+10.3%

2023-24 SPRING NJSLA SCIENCE

DISTRICT VS. STATE AVERAGE

GRADE (# tested)	% Below Proficiency (Level 1) 2024		% Near Proficiency (Level 2) 2024		% Proficient (Level 3) 2024		% Advanced Proficiency (Level 4) 2024		LEVEL 3&4 VS. STATE
	District	State	District	State	District	State	District	State	
5 (71)	21.1%	35.3%	38.0%	37.1%	32.4%	21.1%	8.5%	6.4%	+13.4%
8 (55)	34.5%	36.1%	41.8%	45.2%	20.0%	13.9%	3.6%	4.9%	+4.8%
ALL GRADES	27.0%	35.7%	39.7%	41.2%	24.7%	17.4%	6.3%	5.7%	+7.9%

SPRING NJSLA COHORTS (2022-2024) ENGLISH LANGUAGE ARTS

PERCENTAGE OF STUDENTS MEETING OR EXCEEDING EXPECTATIONS (LEVEL 4/5) WITHIN GRADE LEVEL COHORT

	% Meeting/Exceeding Expectations (Level 4 & 5)	% Increase / Decrease
COHORT 1		
GRADE 3 - 2022	49.3%	n/a
GRADE 4 - 2023	63%	+13.7%
GRADE 5 - 2024	66.6%	+3.6%
COHORT 2		
GRADE 4 - 2022	49.3%	n/a
GRADE 5 - 2023	61.7%	+12.4%
GRADE 6 - 2024	60.6%	-1.1%

SPRING NJSLA COHORTS (2022-2024) ENGLISH LANGUAGE ARTS

PERCENTAGE OF STUDENTS MEETING OR EXCEEDING EXPECTATIONS (LEVEL 4/5) WITHIN GRADE LEVEL COHORT

	% Meeting/Exceeding Expectations (Level 4 & 5)	% Increase / Decrease
COHORT 3		
GRADE 5 - 2022	48.5%	n/a
GRADE 6 - 2023	57.0%	+8.5%
GRADE 7 - 2024	54.3%	-2.7%
COHORT 4		
GRADE 6 - 2022	63.7%	n/a
GRADE 7 - 2023	69.0%	+6.3%
GRADE 8 - 2024	52.6%	-16.4%

SPRING NJSLA COHORTS (2022-2024) MATHEMATICS

PERCENTAGE OF STUDENTS MEETING OR EXCEEDING EXPECTATIONS (LEVEL 4/5) WITHIN GRADE LEVEL COHORT

	% Meeting/Exceeding Expectations (Level 4 & 5)	% Increase / Decrease
COHORT 1		
GRADE 3 - 2022	60.8%	n/a
GRADE 4 - 2023	50.7%	-10.1%
GRADE 5 - 2024	48.6%	-2.1%
COHORT 2		
GRADE 4 - 2022	27.8%	n/a
GRADE 5 - 2023	35.6%	+7.8%
GRADE 6 - 2024	53.5%	+17.9%

SPRING NJSLA COHORTS (2022-2024) MATHEMATICS

PERCENTAGE OF STUDENTS MEETING OR EXCEEDING EXPECTATIONS (LEVEL 4/5) WITHIN GRADE LEVEL COHORT

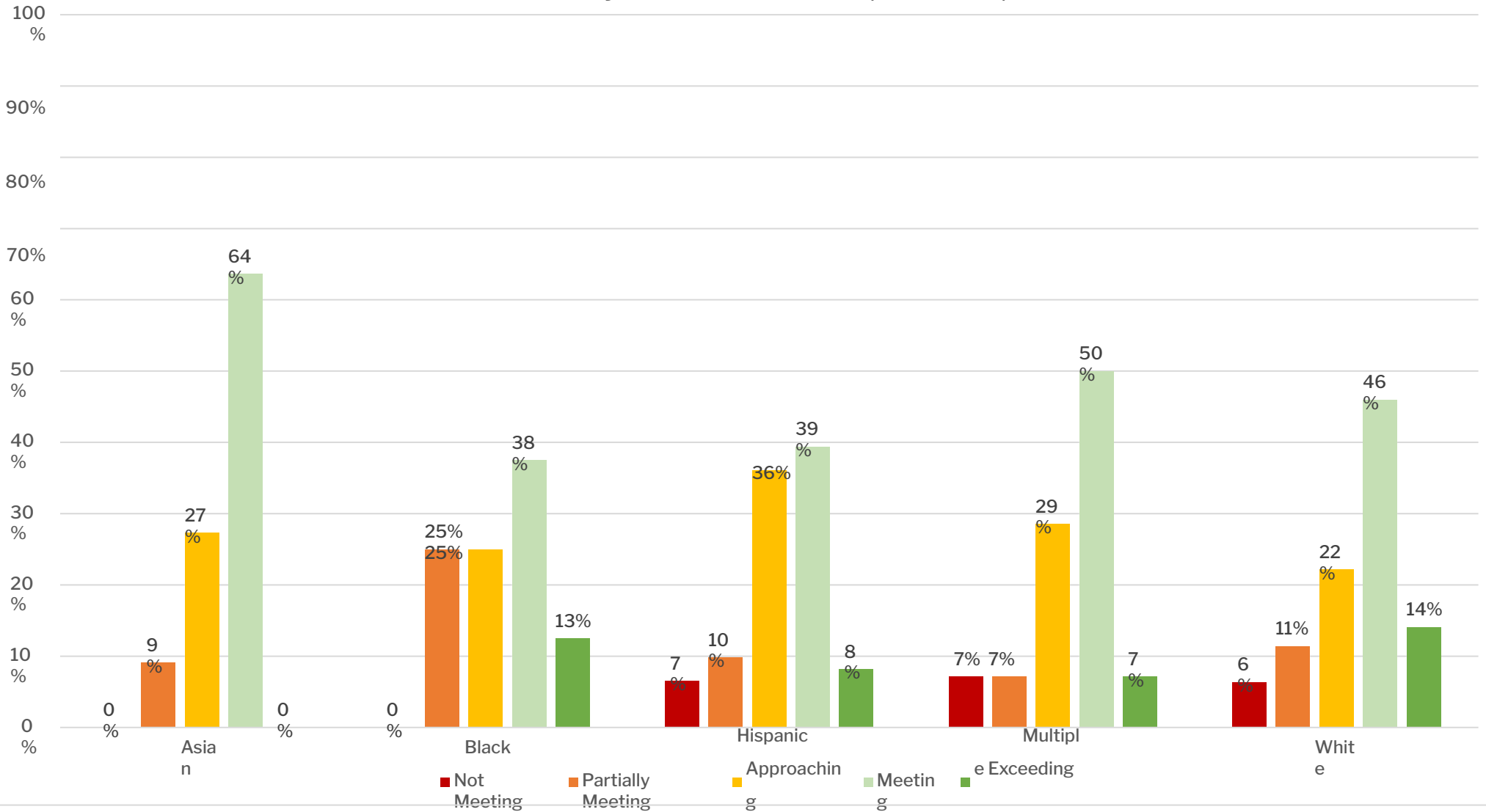
	% Meeting/Exceeding Expectations (Level 4 & 5)	% Increase / Decrease
COHORT 3		
GRADE 5 - 2022	35.3%	n/a
GRADE 6 - 2023	29.2%	-6.1%
GRADE 7 - 2024	35.8%	+6.6%
COHORT 4		
GRADE 6 - 2022	41.0%	n/a
GRADE 7 - 2023	46.4%	+5.4%
GRADE 8 - 2024	54.1%* (AVG. OF MATH AND ALG 1)	+7.7%

GREAT MEADOWS

2023-24 Spring NJSLA by Subgroup Race

ELA/Language Arts

Distribution by Achievement Level (All Grades)



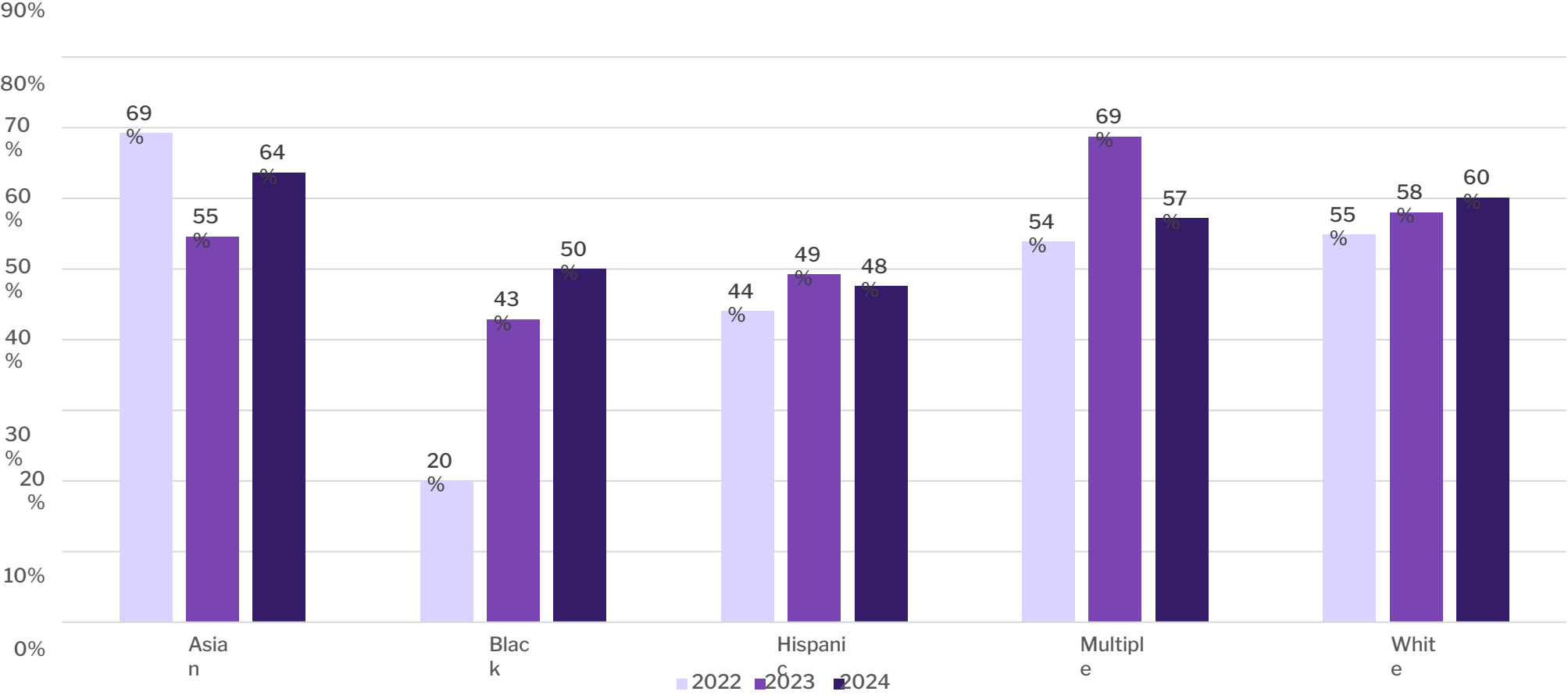
GREAT MEADOWS

Spring NJSLA by Subgroup

Race

ELA/Language Arts

% Meeting + Exceeding (All Grades)

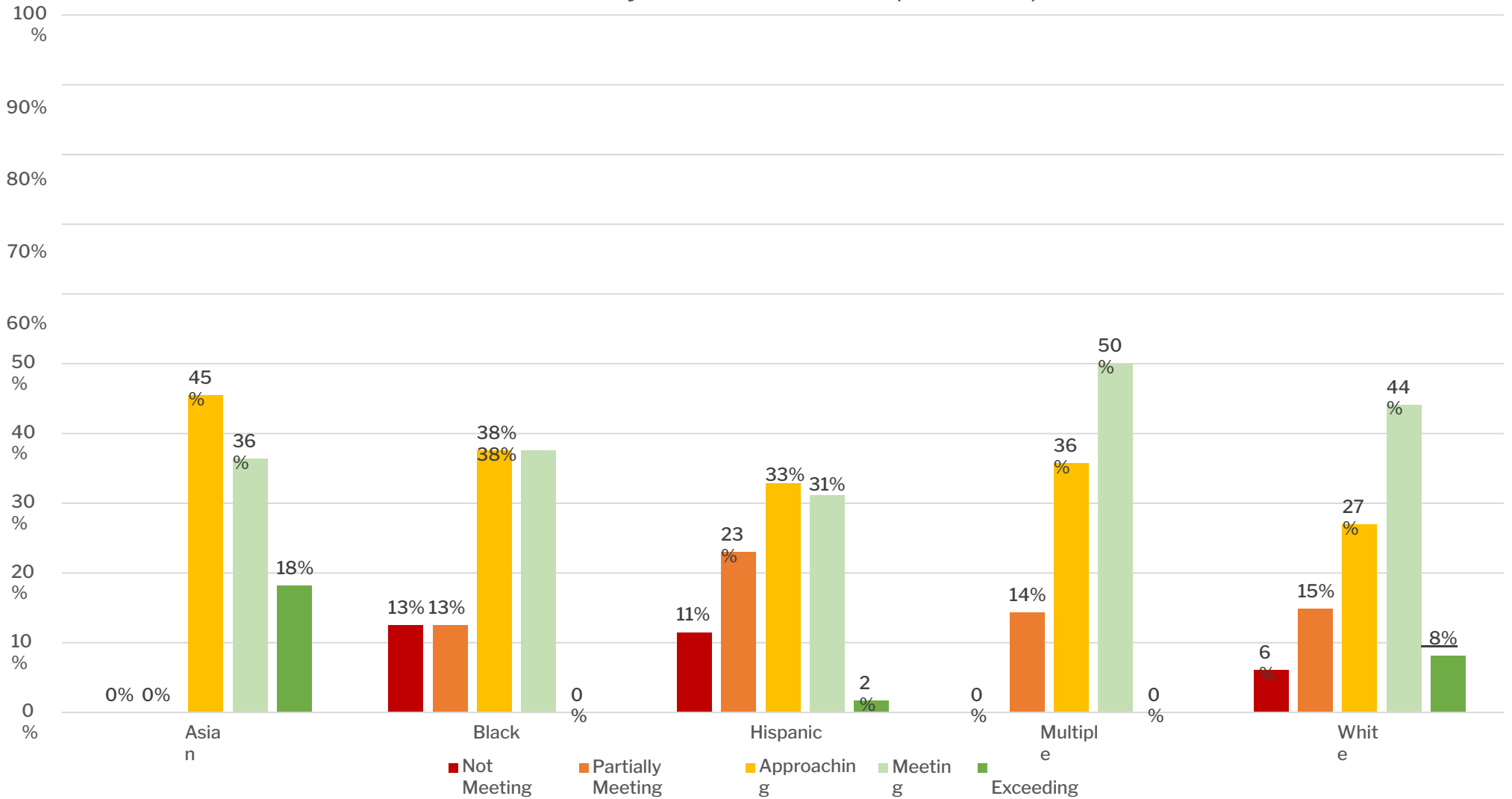


GREAT MEADOWS

2023-24 Spring NJSLA by Subgroup Race

Mathematics

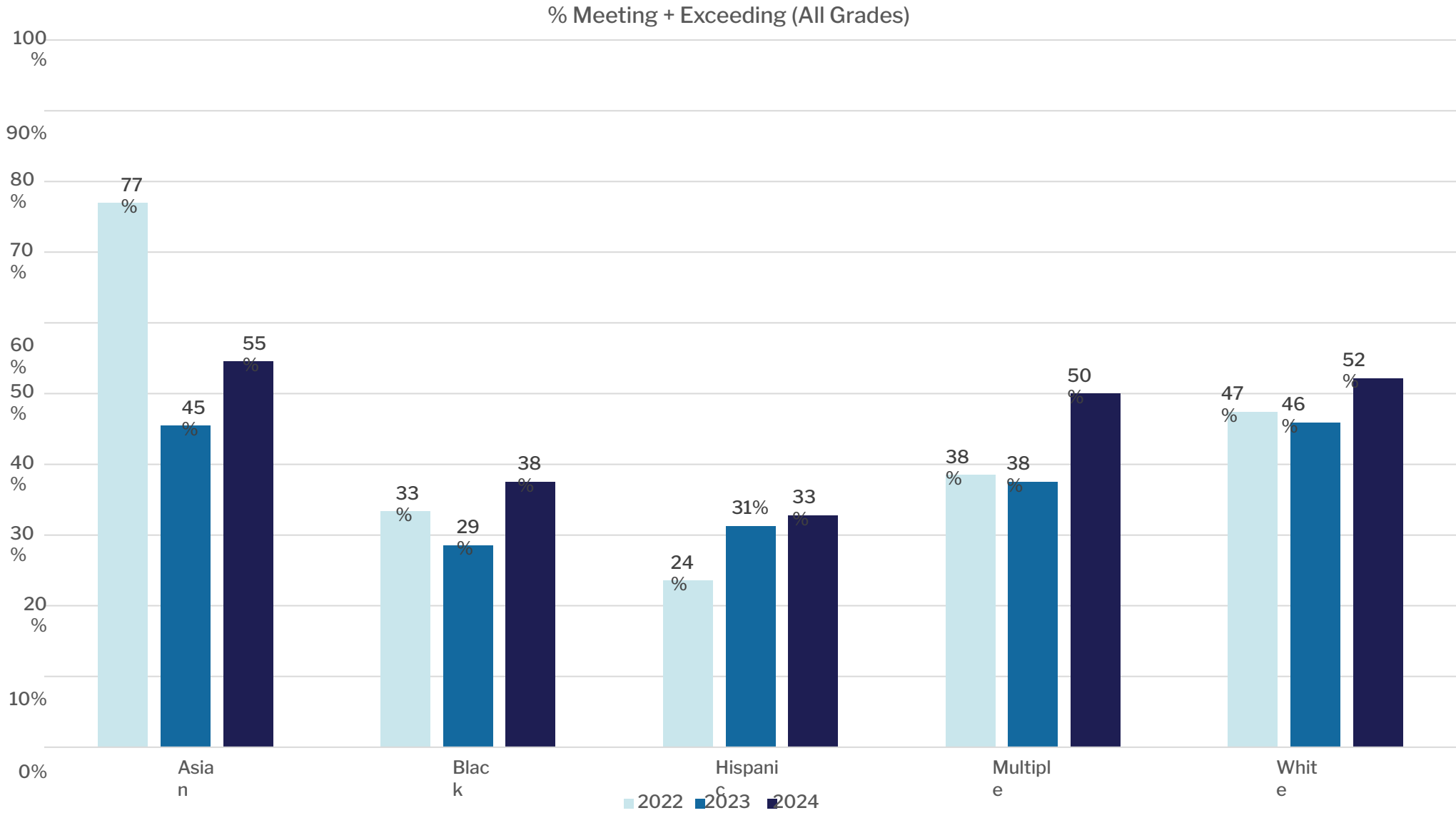
Distribution by Achievement Level (All Grades)



GREAT MEADOWS

Spring NJSLA by Subgroup Race

Mathematics

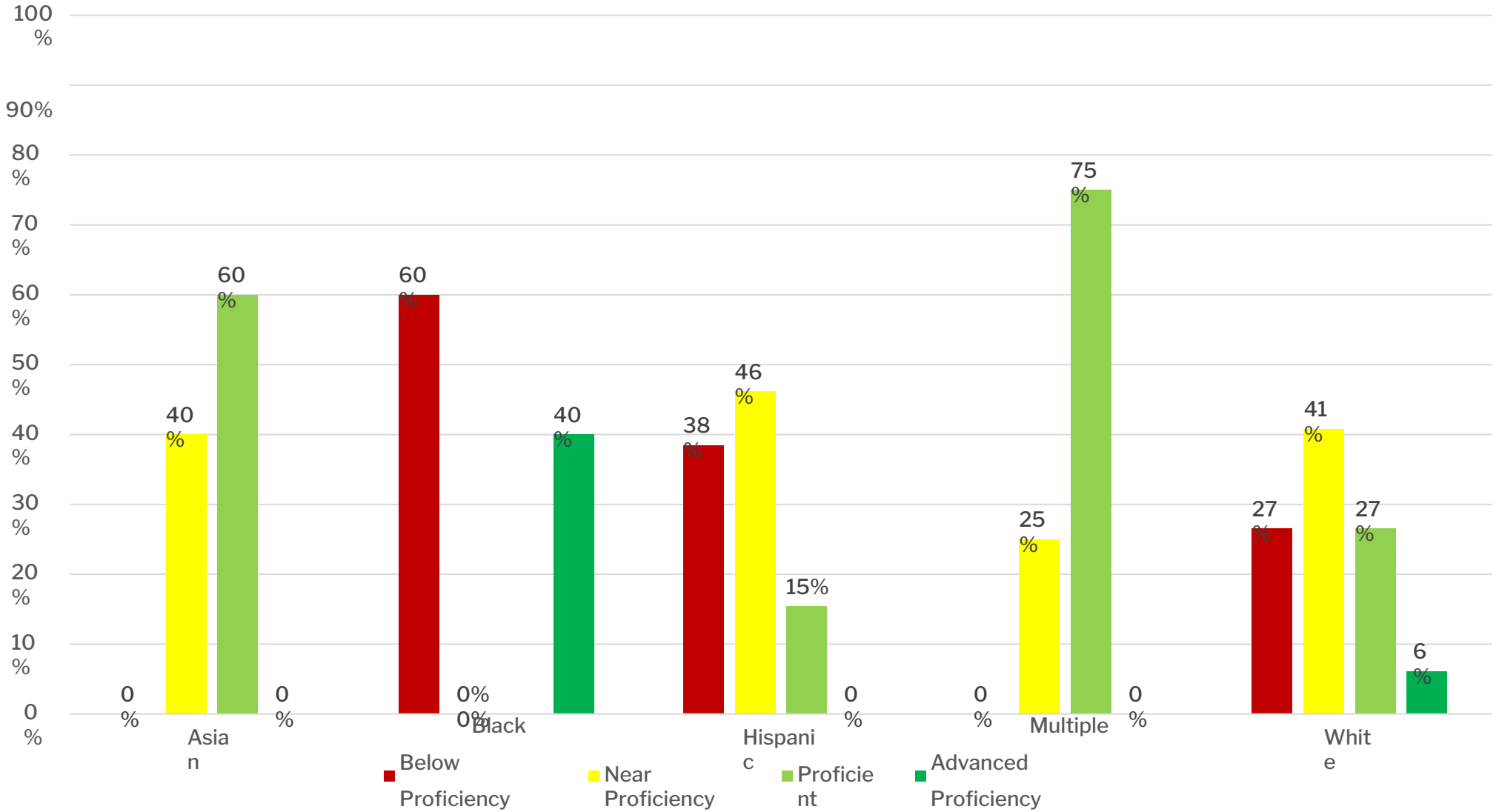


GREAT MEADOWS

2023-24 Spring NJSLA by Subgroup Race

Science

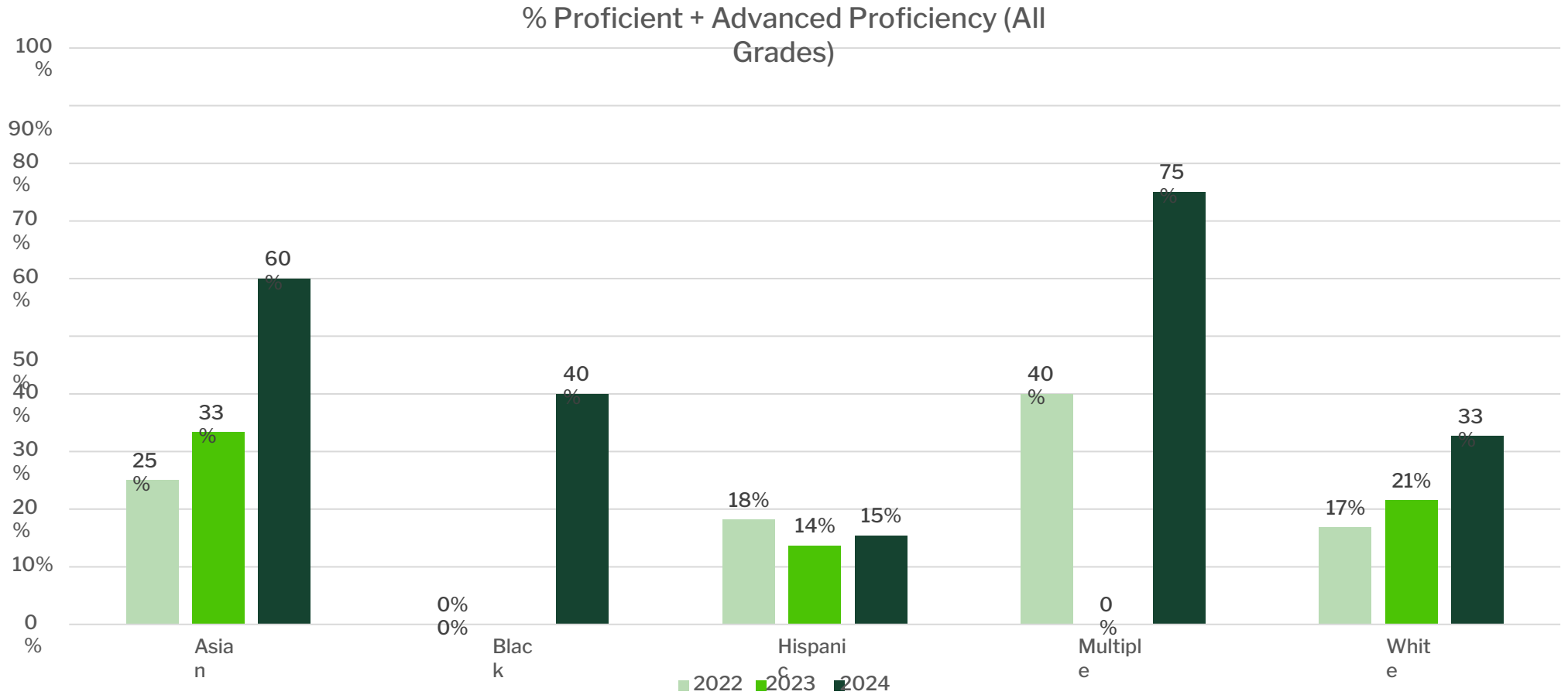
Distribution by Achievement Level (All Grades)



GREAT MEADOWS

Spring NJSLA by Subgroup Race

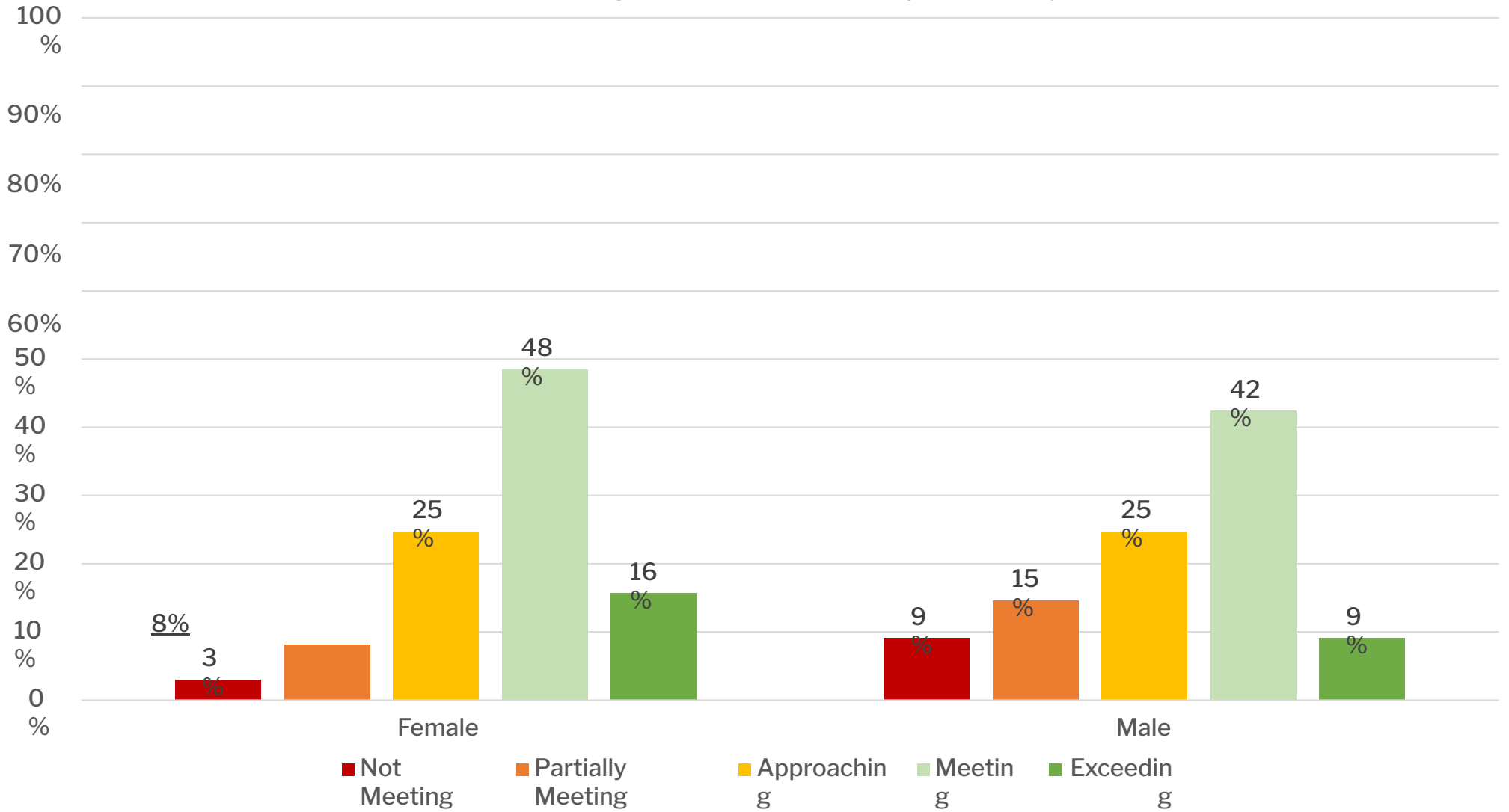
Science



GREAT MEADOWS

2023-24 Spring NJSLA by Subgroup Gender ELA/Language Arts

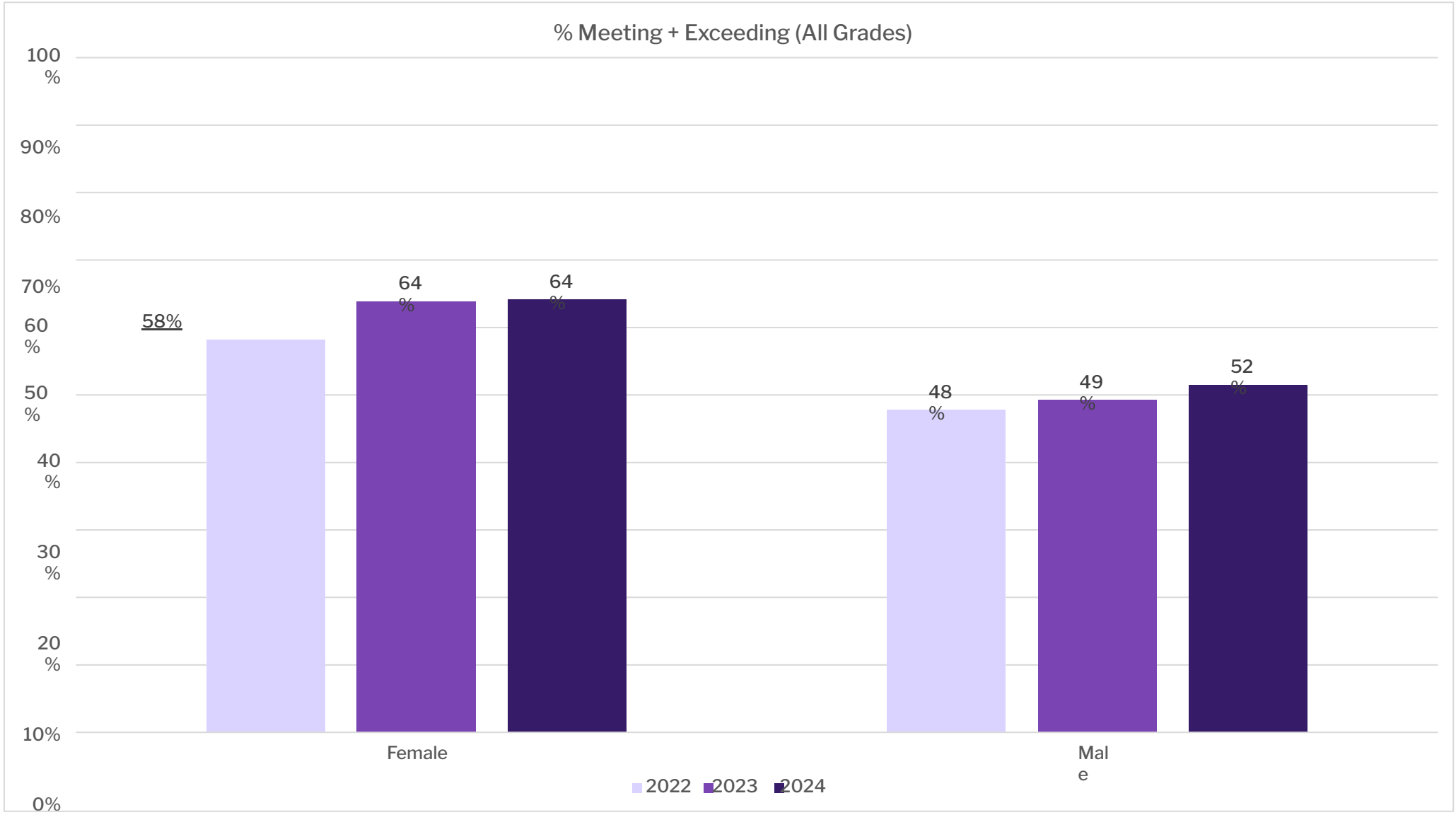
Distribution by Achievement Level (All Grades)



GREAT MEADOWS

Spring NJSLA by Subgroup Gender

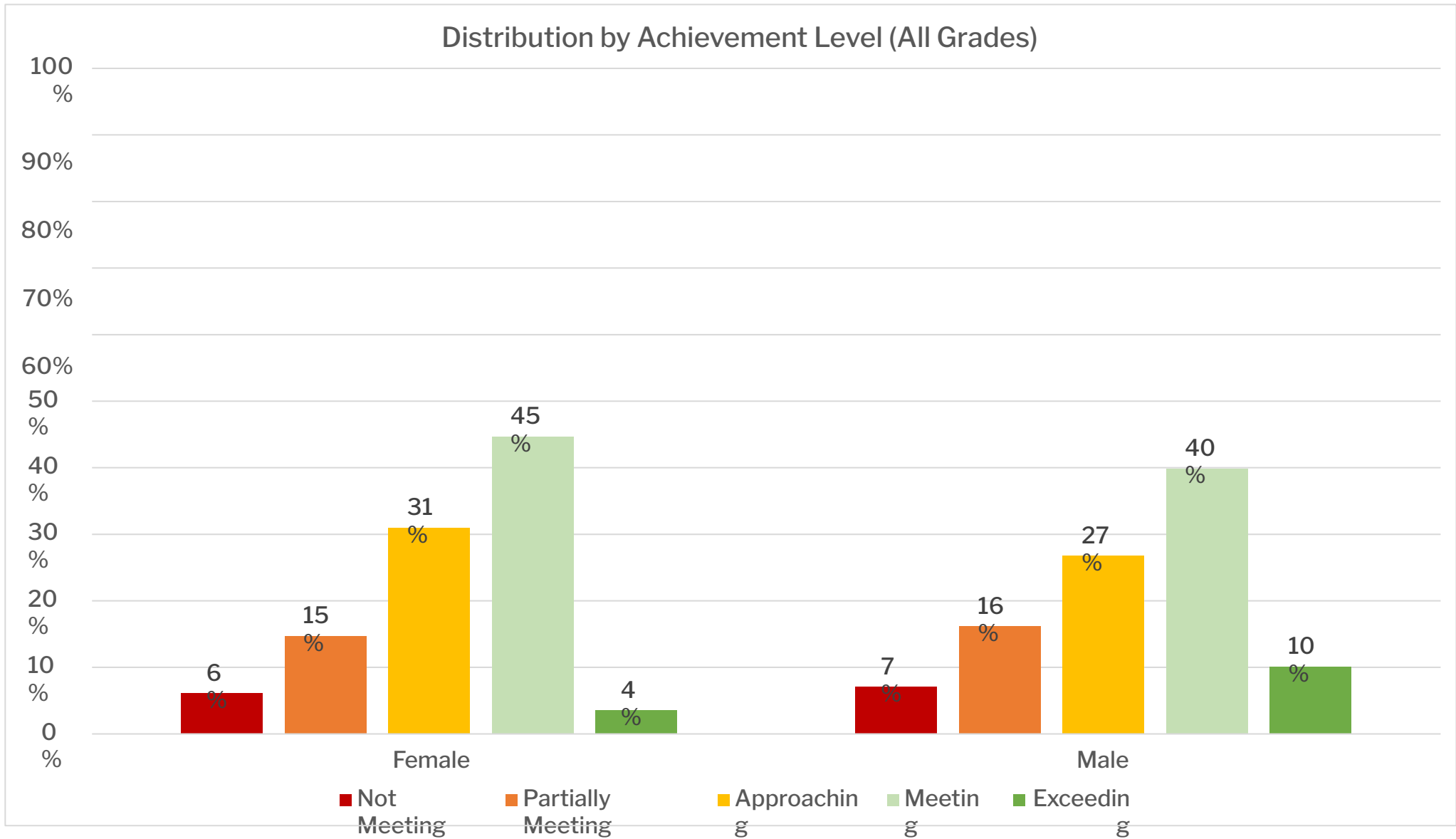
ELA/Language Arts



GREAT MEADOWS

2023-24 Spring NJSLA by Subgroup Gender

Mathematics

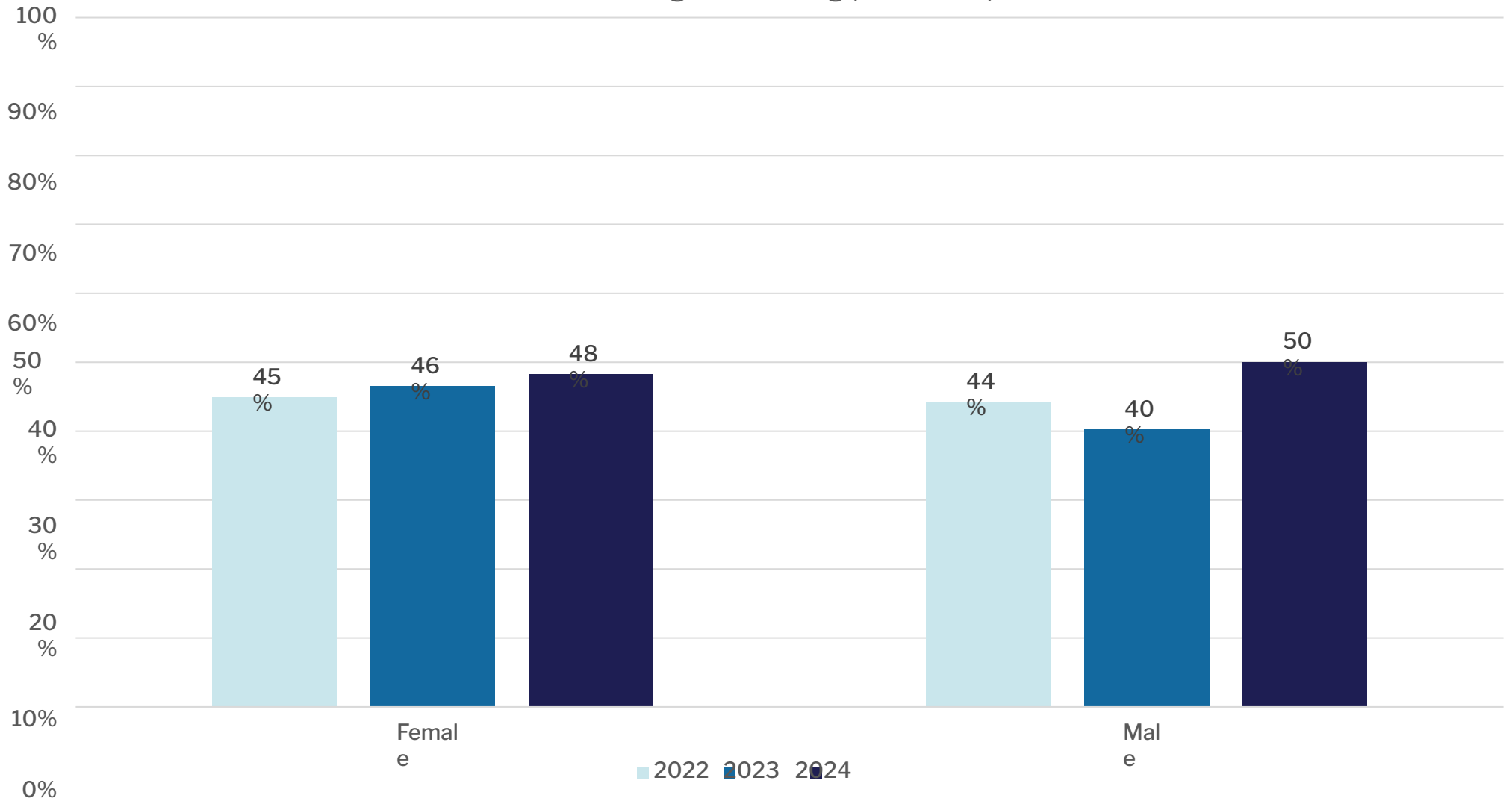


GREAT MEADOWS

Spring NJSLA by Subgroup Gender

Mathematics

% Meeting + Exceeding (All Grades)

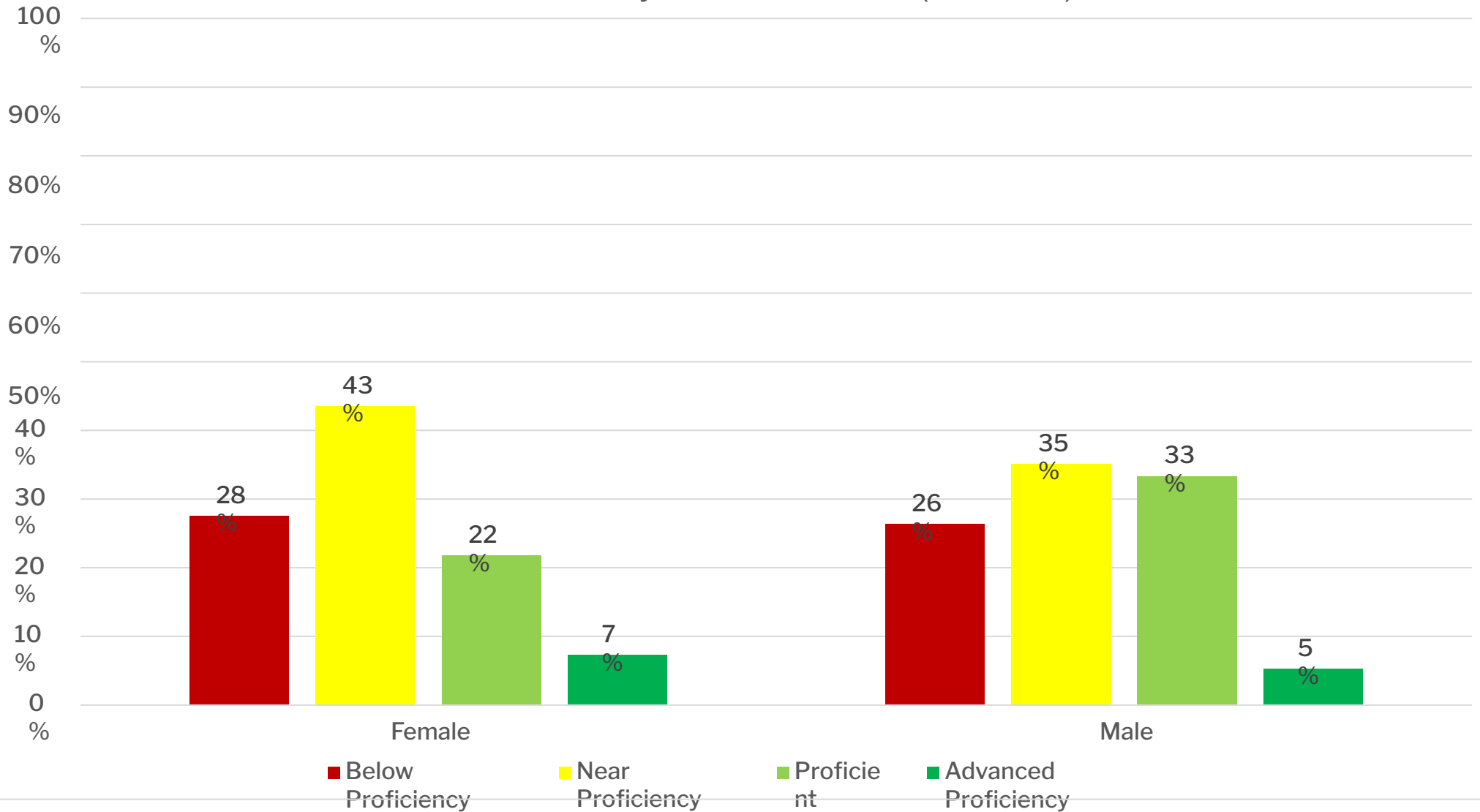


GREAT MEADOWS

2023-24 Spring NJSLA by Subgroup Gender

Science

Distribution by Achievement Level (All Grades)

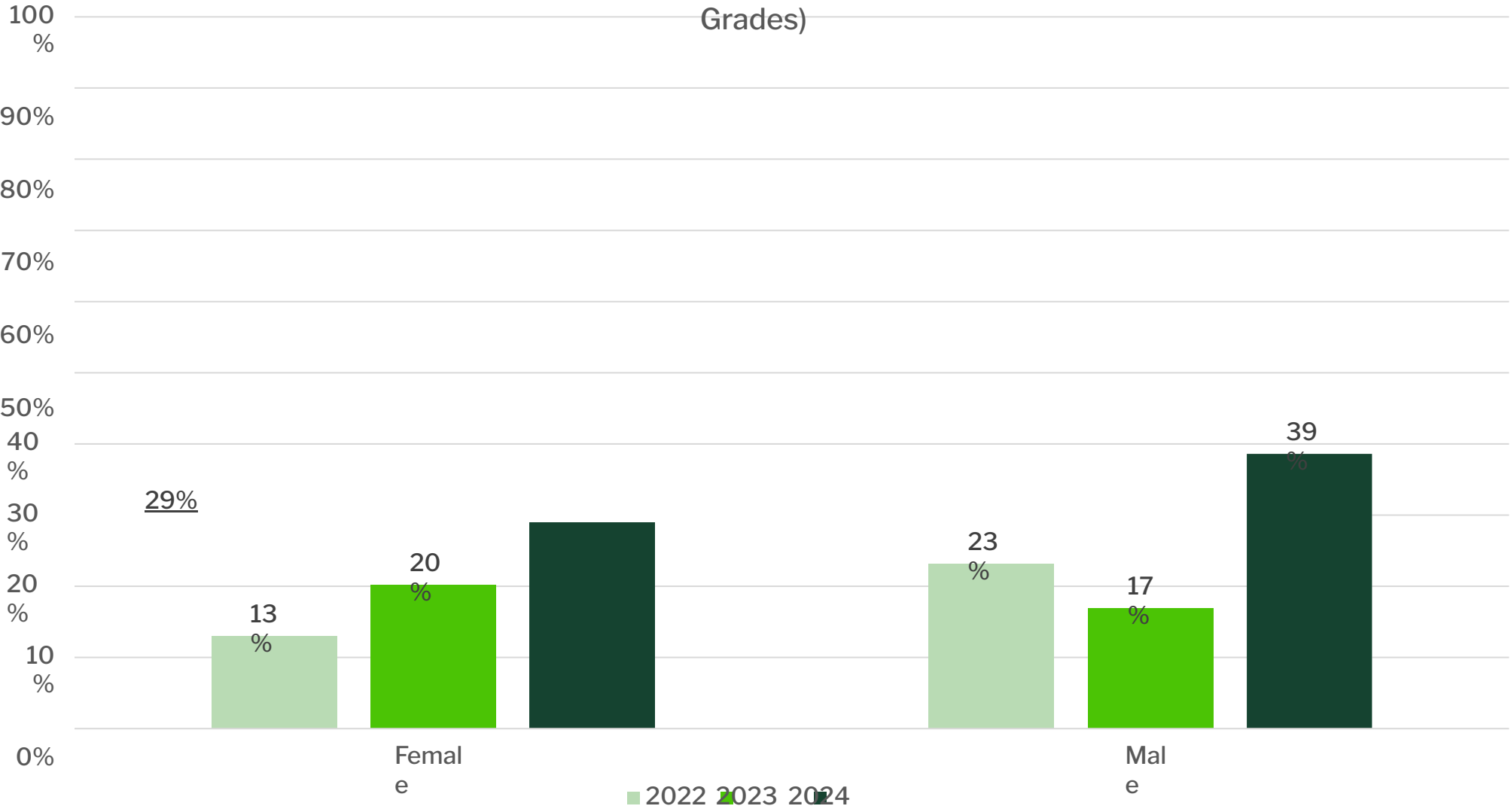


GREAT MEADOWS

Spring NJSLA by Subgroup Gender

Science

% Proficient + Advanced Proficiency (All Grades)

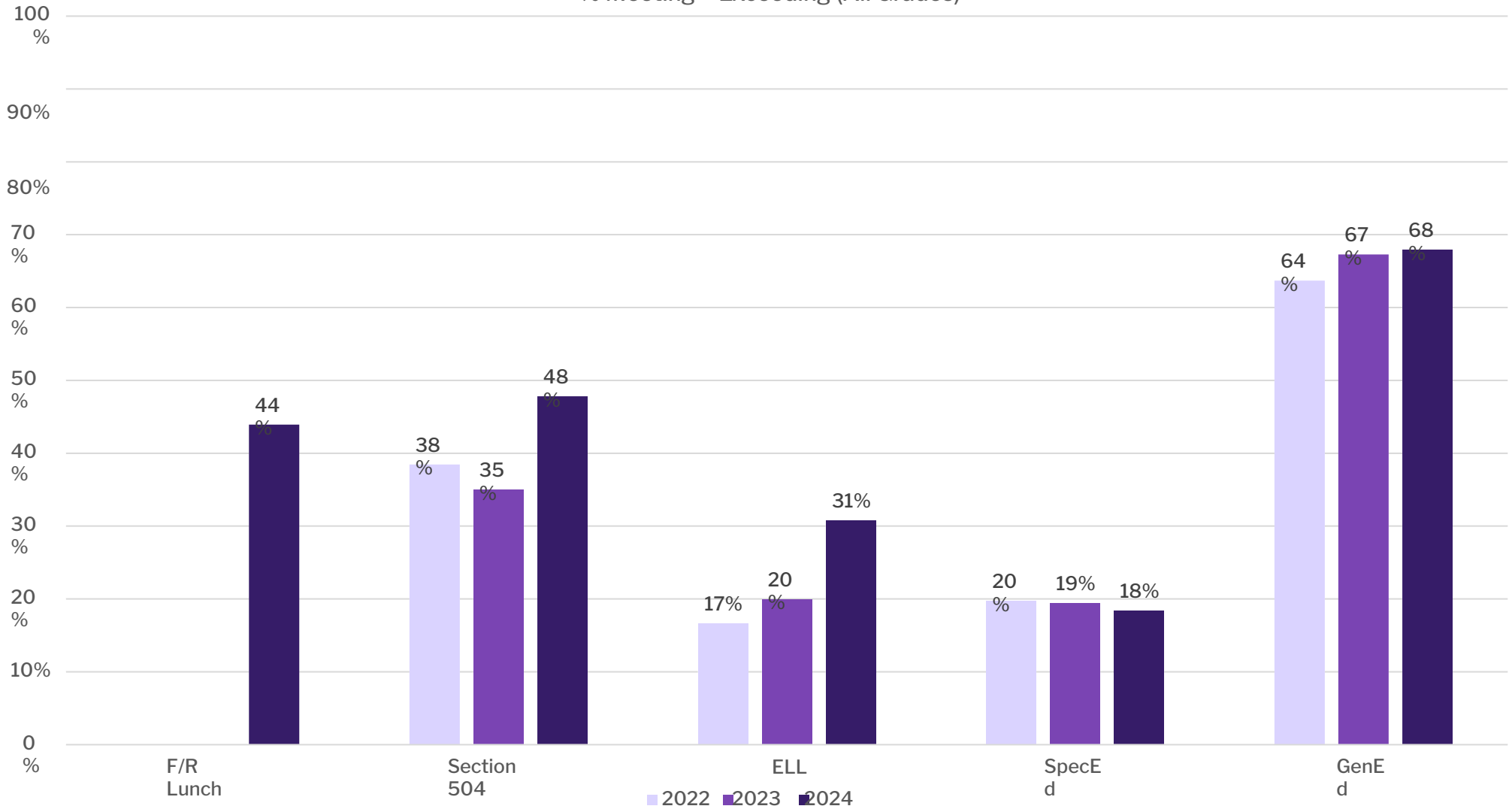


GREAT MEADOWS

Spring NJSLA by Subgroup Program

ELA/Language Arts

% Meeting + Exceeding (All Grades)

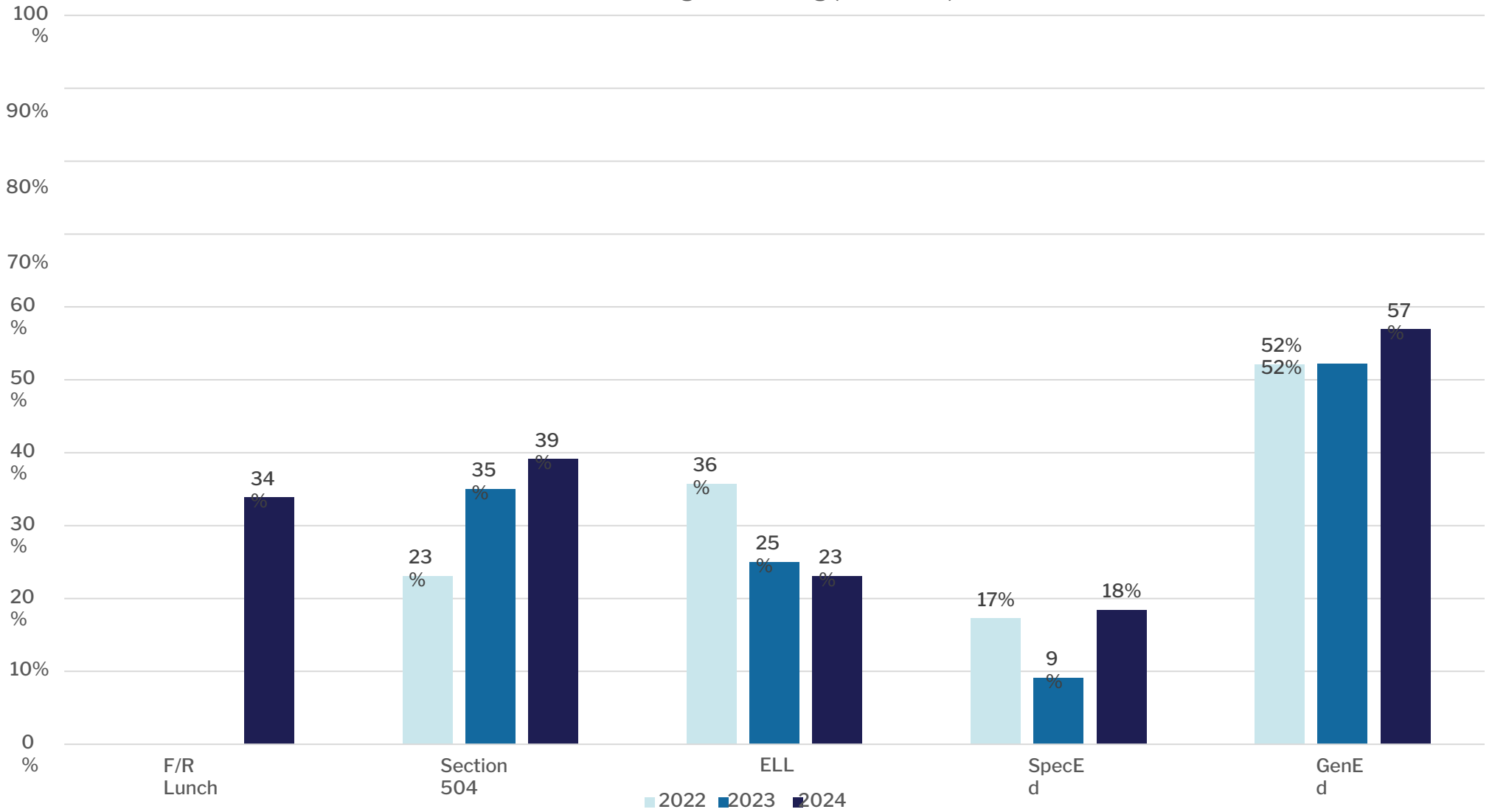


GREAT MEADOWS

Spring NJSLA by Subgroup Program

Mathematics

% Meeting + Exceeding (All Grades)



GREAT MEADOWS

Spring NJSLA by Subgroup Program

Science

% Proficient + Advanced Proficiency (All Grades)

