



Virtual Town Hall

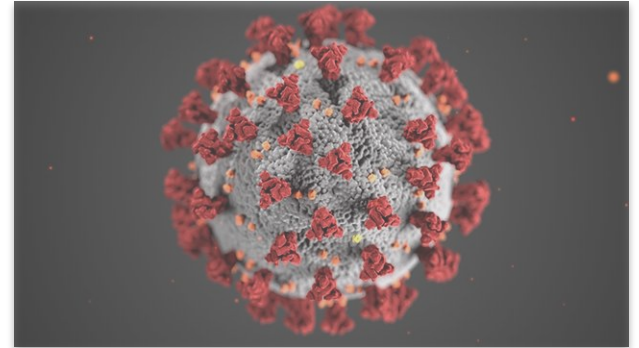
February 17, 2021



Virtual Learning

March 13, 2020

- **Schools across the nation were faced with an unprecedented challenge as the Coronavirus took hold**
- **GMRSD closed its doors for a two week period**
- **Asynchronous learning through Google Classroom**



Virtual Learning

End of 2020 In Person Learning

- **Two week closure extended indefinitely**
- **Push to deliver instruction through Google Meets**
- **New challenges and obstacles to overcome**
 - **Students with no device**
 - **No internet**
 - **Lack of direct assistance with work**

Virtual Learning




Overcoming obstacles and challenges

- **Students given a device for at home and school use**
- **Mobile Hotspot devices issued to students in need**
- **Pandemic Response Committees formed at District and School level**
- **NJ Road Back Return Plan released**
- **Modified virtual learning to a hybrid schedule**
 - **Further modified to include 5 day rotation**

Virtual Learning

Continued Obstacles

- **Streak of Positive Cases or Close Contacts**
 - **Creates obstacles to teaching and learning**
- **Teacher Quarantines**
- **Student Academic Fatigue**
- **Attendance Issues**



Virtual Learning

Meeting Challenges

- In Person Learning - Remote Teaching
- Title 1 Support Clubs
- Frequent schedule updates
- Flex Schedule to counter fatigue



Virtual Learning

Helping Your Child Succeed

- **Always check and monitor their work**
- **Have a suitable work area**
 - **Free from noise or distractions**
 - **Away from TV/house traffic**
 - **Comfortable chair or desk**
 - **Adequate lighting**
- **Have all materials needed at the ready**




Virtual Learning

Helping Your Child Succeed

- Be aware of any changes
- Have a planner
- When in doubt, communicate with the teacher
- Check grades regularly
- Check Google Classroom

Virtual Learning

Navigating Google Classroom



Stream

Classwork

People

Grades

+ Create



Google Calendar



Class Drive folder



High School Electives Classes

Posted Jan 29



K-8 Tech Assessment


Due Mar 10



Pre-Assessment: Digital Citizenship

Due Sep 8, 2020



Day 1.Welcome to 8th Tech  4

Due Sep 4, 2020

Virtual Learning

Google Classroom Stream

Roth Trimester 1

Stream

Classwork

People

Grades



8th Tech Roth Trimester 1

Trimester 1

Class code `mddboxn`

Meet link <https://meet.google.com/lookup/eekbsdihe4>



Upcoming

No work due soon



[View all](#)



Announce something to your class



donna roth posted a new material: High School Electives Classes

Virtual Learning









Google Classroom Due Dates

To review Re

8th Tech Roth Trimester 1

No due date

Work in progress

-  **K-8 Tech Assessment**
8th Tech Roth Trimester 1 • Due Mar 10 
-  **Extra Hour of Code**
8th Tech Roth Trimester 1 • Due Dec 9, 2020 
-  **Lesson 1: Intro to Tynker 300**
8th Tech Roth Trimester 1 • Due Dec 2, 2020 
-  **Independent Work on Copyright /Plagiarism**
8th Tech Roth Trimester 1 • Due Dec 1, 2020
-  **Math Formulas in Sheets**
8th Tech Roth Trimester 1 • Due Nov 30, 2020

Virtual Learning



Stay Current

- Importance of staying current and keeping up is pivotal
- Assignments add up and it's easy to become overwhelmed
- Late assignments pile up on top of current assignments making the workload look unreasonable

Virtual Learning

Behavior and Etiquette

Students behavior and actions while virtual impact everyone involved

It is crucial to practice good habits and etiquette so that everyone has an enjoyable and successful experience free from distractions and rude behavior.

Virtual Learning

Etiquette and Behavior

- **Always be prepared and on time**
 - **Impacts attendance**
 - **Delays instruction for all**
- **Always mute your mic unless speaking (Ctrl D-toggles on/off)**
- **Camera should remain on unless otherwise directed by the teacher**
- **Make sure everyone in the house is aware of an ongoing meet**
- **Limit house traffic in the area**



Virtual Learning

Etiquette and Behavior

- **Always be appropriately dressed**
- **All attention should be on the session**
 - **No cell phones or other distractions**
- **Treat the session as if you were in class**
- **Let the teacher know if you have to leave**
 - **Restroom breaks, etc.**

Virtual Learning

Etiquette and Behavior

- **Never use someone else's log-in information**
- **Students should be in a work area and not laying in bed**
- **If connectivity is an issue it is important to make teacher aware as soon as possible.**
- **Meets are for students - any issues to discuss with staff should be focused on your child**
- **Never engage teacher in a complaint during a meet**
- **Be mindful of the camera if on video**

Virtual Learning

Etiquette and Behavior

- **Avoid eating or snacking on camera**
- **Don't call out- use the raise hand button**
- **Avoid using background screens**
- **Don't forget to submit or turn in assignments when finished**
- **Never leave the meet until dismissed by the teacher**

Questions

